



Super Sorting Activity Book

Matching Games
Crossword Puzzle

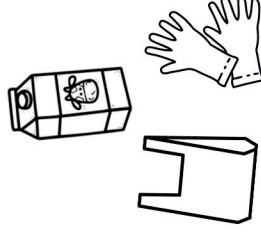
Coloring Pages
Recipes
and more!

Scavenger Hunt
Fill in the Blanks







WHAT IS....



The Landfill is a big, special place where we throw away our non-reusable waste. It's a designated area where garbage and waste from homes, businesses, and communities are collected and buried in the ground. The landfill bin is always gray.


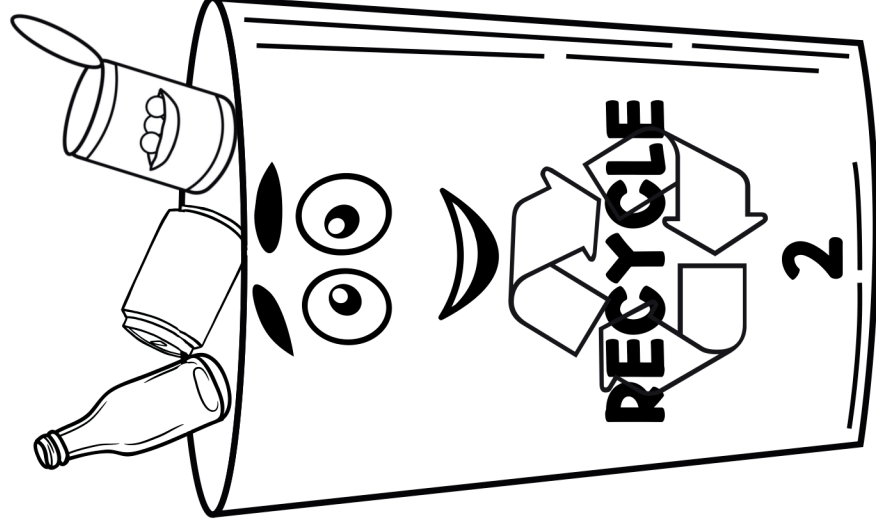
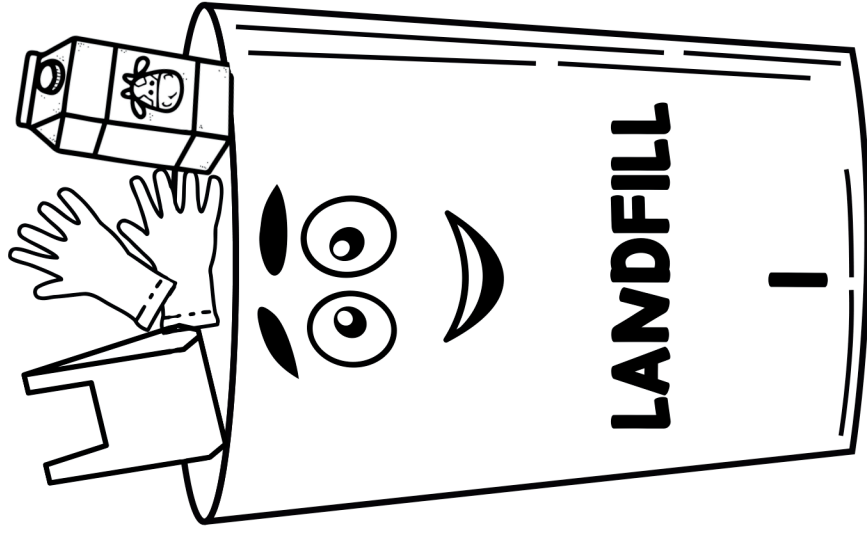


Recycling is giving things a second chance. Instead of throwing certain materials away, we collect and process them so they can be turned into new things. Clean materials like glass, hard plastics, and aluminum can be recycled. The recycle bin is always blue.



Organics, which turns into compost is superhero food for soil. It is made from leftover kitchen scraps, garden waste, soiled napkins, soiled cardboard, and other organic materials that have broken down naturally over time. It gives plants the nutrients they need to grow tall and healthy. The organics bin is always green.

WASTE SORTING COLOR BY NUMBER



Remember to color bins the same color on all pages


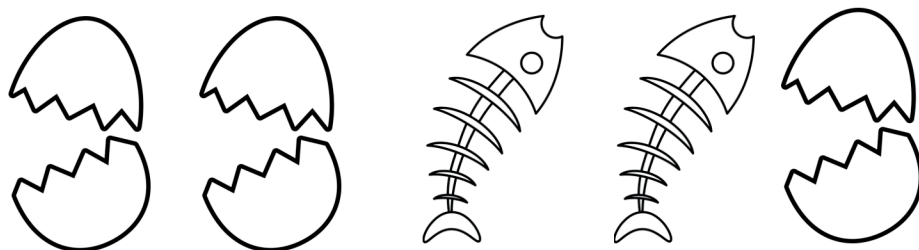
color key
1 - gray or black
2 - blue
3 - green

SUPER SORTERS HELP SORT WASTE






**LOOK AT THE PATTERN
AND DRAW WHAT
COMES NEXT**



Help this Super Sorter count how much food waste they are composting! Fill in the bar graph to match the number below.





LET'S COMPOST!



Help the Super Sorters find the composting words!

CORN

APPLE CORE

GARDEN

CLIMATE

CHIPS

COMPOST

CARROTS

BANANA PEEL

BONES

METHANE

BIN

SORTING

EARTH

PAPER

BROCCOLI


WORMS

DIRT


PIZZA



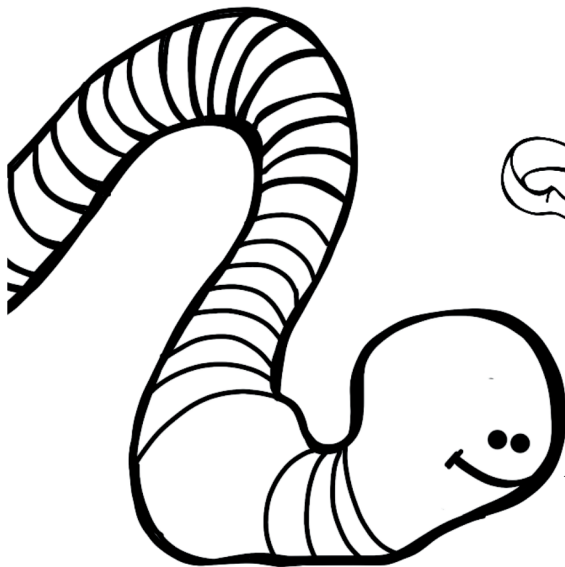

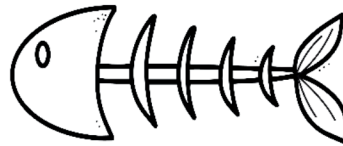
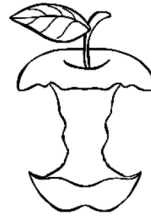
| | | | | | | | | | | | | | |
|---|---|---|---|---|---|---|---|---|---|---|---|---|---|
| I | C | A | C | O | M | P | O | S | T | T | N | P | I |
| I | I | D | I | R | T | S | P | W | O | E | M | L | A |
| C | H | I | P | S | E | T | I | C | M | C | O | B | W |
| A | I | R | I | A | B | R | Z | O | E | C | N | S | O |
| P | H | C | R | O | N | P | Z | O | C | O | O | S | R |
| P | N | T | N | C | R | P | A | O | E | P | N | O | M |
| L | H | E | L | C | O | A | R | P | A | P | P | R | S |
| E | S | R | C | N | C | B | N | R | E | S | R | T | G |
| C | T | E | T | L | L | C | B | P | B | R | M | I | A |
| O | A | R | E | E | I | P | N | I | B | O | M | N | R |
| R | S | I | C | R | C | M | T | R | C | N | T | G | D |
| E | R | B | A | N | A | N | A | P | E | E | L | N | E |
| A | M | E | T | H | A | N | E | T | S | A | T | G | N |
| C | A | R | R | O | T | S | M | A | E | A | N | R | I |



YOU CAN BE A SUPER SORTER



HELP THIS SUPER SORTER SORT THEIR WASTE.


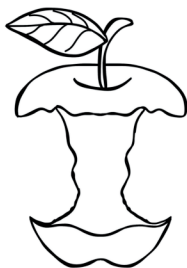





Draw squiggly wiggly lines from each item to the bin it belongs in



Draw a circle
around items
that belong in
the compost
truck

Draw a square
around items
that do NOT
belong in the
compost truck




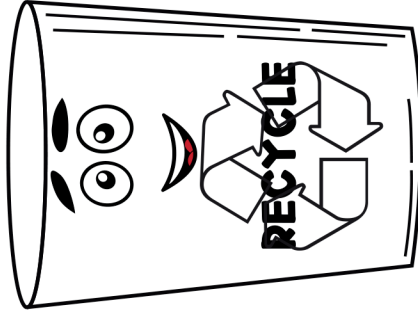


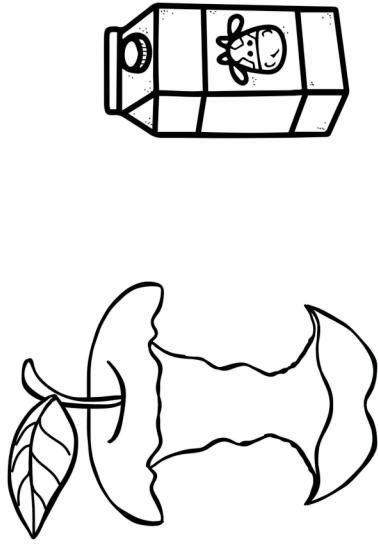
SUPER SORTERS

MAKE A DIFFERENCE




WHERE DOES IT BELONG

Draw a line to where
each item belongs




||

Hint: Remember to color the bins correctly. Refer to page 1




FILL IN THE BLANKS




app__ __




c__ __po__t



w__ __m



pl__st__c



re__yc__e



gl__s__

COMPOST LIFE CYCLE

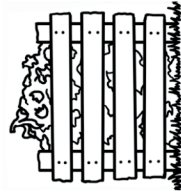
Organic Waste



Collect leftover fruits, veggies, eggshells, and other organic waste



Food scraps collection



Layer organic waste with leaves, twigs, and other green waste in a designated compost area. To assist with breakdown, mix the contents and keep the compost damp



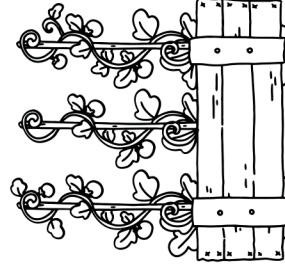
Time to break it down



Over time, the compost pile will break down and turn into dark crumbly compost filled with nutrients for soil



Grow more food



As the seedlings grow, transfer them to the garden or larger pots with more compost. Watch your plants grow, harvest the vegetables or fruits, and collect the seeds for the next planting season!



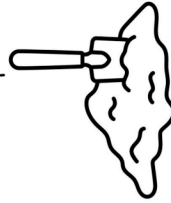
Start seedlings



Fill small pots with compost and plant seeds, then water and watch them grow

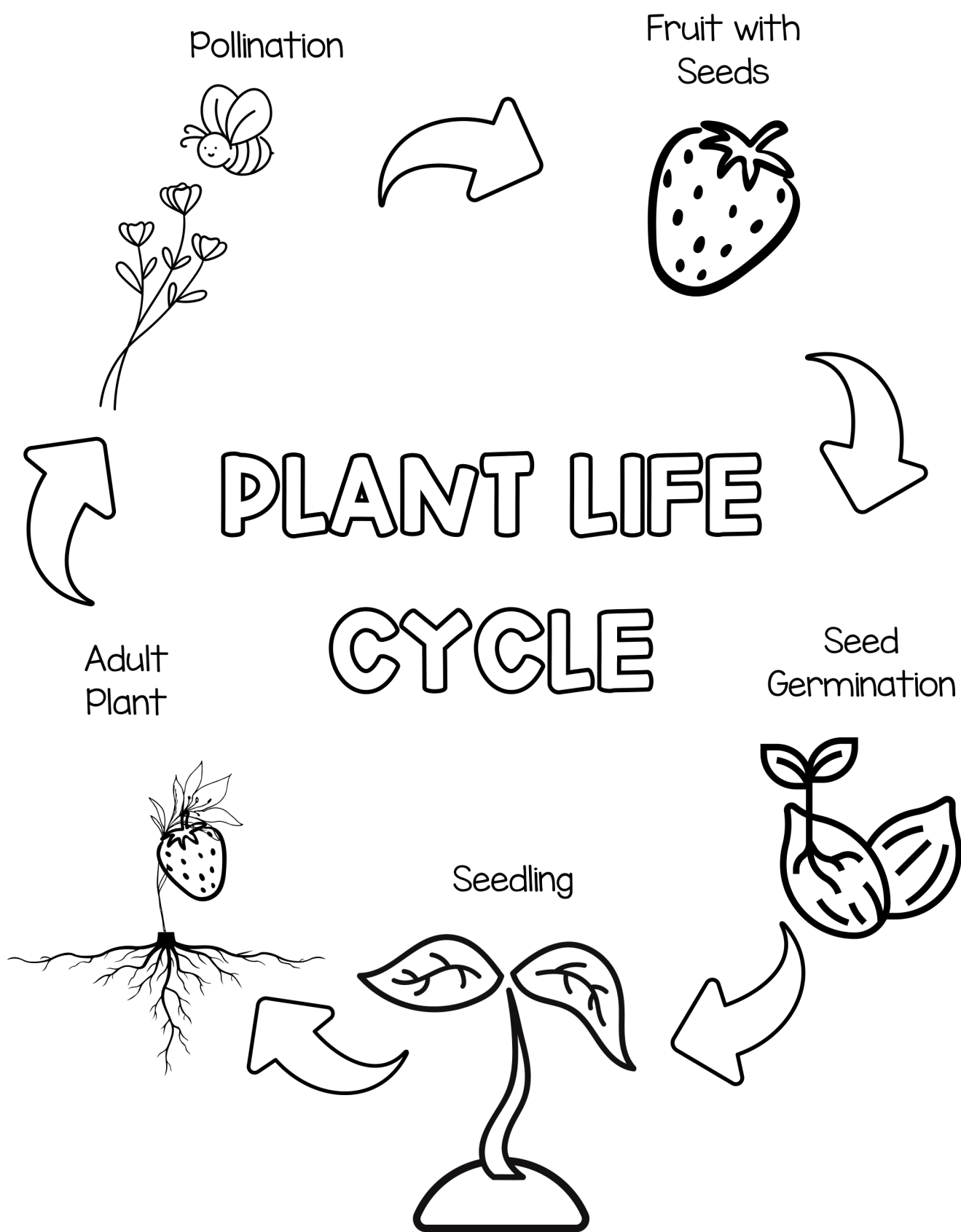



Compost



Add compost to soil to add nutrients for seedlings







SPRINGTIME IS HERE!

- A SILLY STORY -



Springtime is possibly my favorite season of all. Let me tell you why.

First of all, the temperature is much more _____. The frigid cold
(adjective)

gives way to _____ sunshine. Instead of ice and snow, there's
(adjective)

flowers and _____. I don't have to bundle up anymore with a coat,
(plural noun)

hat and mittens. Instead, I can simply wear shorts, a T-shirt and my favorite

(clothing accessory)

Second, I love the animals. The birds return from their southern vacations in

_____ or _____. Squirrels are _____ along
(place) (place) (-ing verb)

the fence again. Bears and bats _____ from their caves. And bees
(verb)

are buzzing from flower to flower, enjoying the _____ nectar.
(adjective)

Finally, I love being outdoors. I don't like being cooped up in the winter like a

_____ in a _____. It's nice to finally get out and
(animal) (type of container)


_____ in the sun. I take my _____ for walks, I ride my
(verb) (animal)

_____, and I play with friends at the park.
(noun with wheels)

Spring truly is a wonderful time of year – warm

weather, _____ animals and plenty of
(adjective)

time to _____ outside.
(verb)







GARDEN MATH

How many of each picture do you see? Add them up and write the number in the box!


4 4




+




=




3 2




+




=




4 1




+



=







Birds, butterflies, bees, and dragonflies are pollinators. They help flowers grow and make our fruits and vegetables delicious!





COUNTING IN THE GARDEN



Flowers attract pollinators. Look at all the flowers in Jamie's garden! Help figure out which groups of flowers have more or less.





Use green to circle the planters that have 5 flowers


Use red to circle the planter with the most flowers

Use yellow to circle the planter with the least flowers

Use brown to circle the planter that has 3 flowers

Use purple to circle the planter that has 2 flowers





MY SPRING BREAK

- A SILLY STORY -

My spring break was incredible this year. My parents decided to take us to

_____ ! When they told us the _____ news, I couldn't
(place) (adjective)
believe it. I was so excited I _____.
(past-tense verb)

We got up early in the morning and drove to the airport. When we arrived, we
rented a _____ and traveled to our _____ hotel. After
(vehicle) (adjective)
dropping off our luggage, my sister and I wanted to check out the pool. It was
amazing. They had a _____ slide, a miniature waterfall and a little
(adjective)
café with all the _____ you could eat.
(food)

After the pool, we got back in our rental and headed to _____.
(noun)

National Park. We went for a _____ hike through the forest. We saw
(adjective)
all kinds of wildlife, including _____ and _____. My mom
(plural animal) (plural animal)
even spotted a white-tailed _____. It was nice to get some exercise
(animal)
and breathe in the _____ air.
(adjective)


We did all sorts of other fun activities, too. We _____ in the lake, we
(past tense verb)
played Revenge of the _____ at the arcade, and we ate _____
(plural noun) (food)
at the world-famous _____'s Burger Shack. I was sad to leave, _____
(celebrity)
but at least I will always have the _____ memories.
(adjective)



CUT AND PASTE IN SEQUENCE


one

1




two

2





three

3



four

4



Sprout


plant

seeds


Stem

SCAVENGER HUNT



Help the Super Sorters by going outside and looking for these items.



Butterfly



Leaf





Bird




Ladybug



Cloud





Rock



Bee



Ant



Flower



Hose





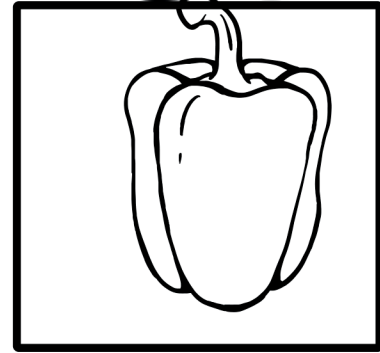

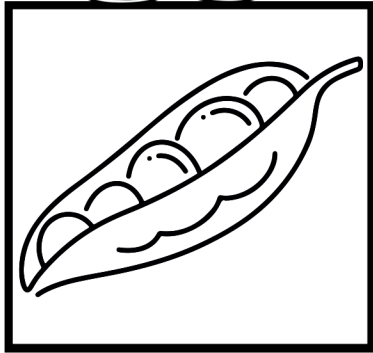

FIND WHAT DOESN'T BELONG

Help this Super Sorter clean up the garden.
Circle what does not belong!




MATCHING GAME

Draw a line to the
matching vegetable



COLOR BY NUMBERS


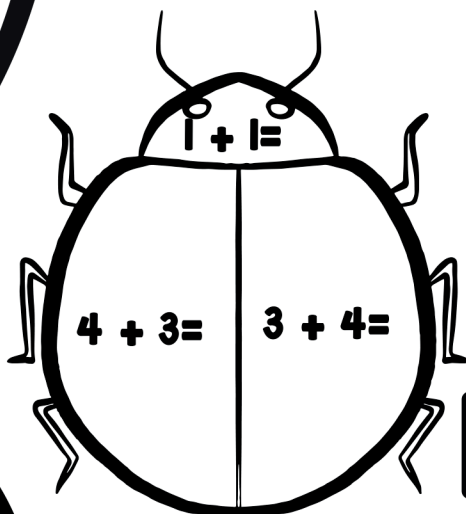




COLOR BY NUMBER: GARDEN PLANTS

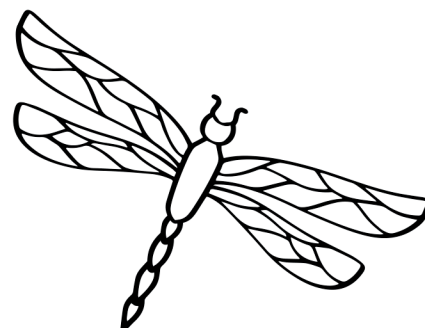

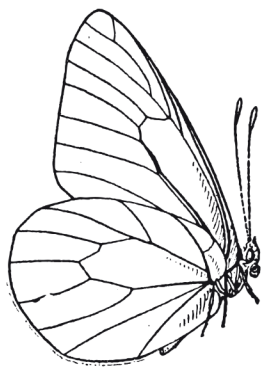




Add or subtract the problems. Color the spaces to match the answers in the code below.

1: pink 2: black 3: blue 4: brown
5: green 6: yellow 7: red 8: purple

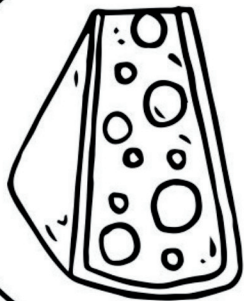


I SPY POLLINATORS


Circle all the pollinators



DAIRY



GRAINS



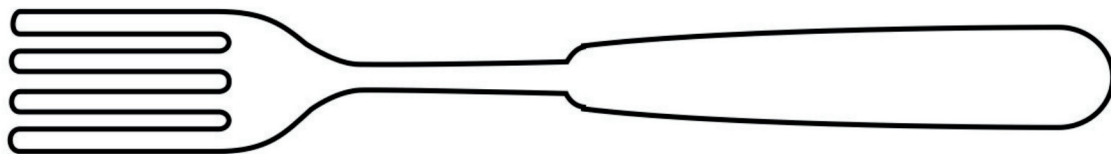
PROTEIN



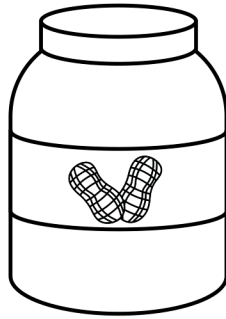



FRUITS




VEGETABLES






BEARY TOAST

1. Toast your bread and spread your favorite spread (i.e. sunflower seed butter) on top
2. Place one banana slice in the middle of the bread for Beary's mouth & one on each top corner for Beary's ears.
3. Add two blueberry eyes and place one blueberry for Beary's nose.
4. Enjoy!



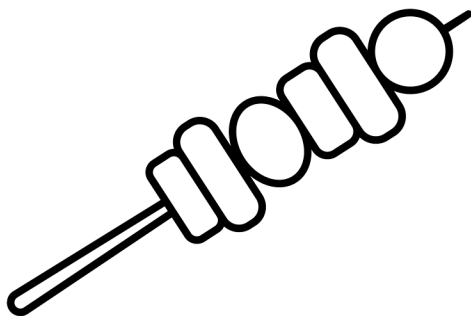
Ingredients

- Your choice of bread and spread
- 1/2 Banana
- 2 Blueberries





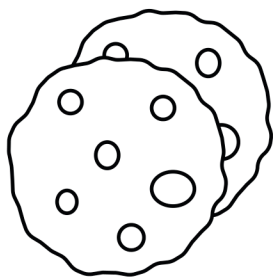
RAINBOW FRUIT KABOBS

1. Pick out your favorite seasonal fruits.
2. Wash and prep your fruit.
3. With an adult, cut your fruit into thin slices.
4. Create your own rainbow kabobs by threading the fruits onto wooden skewers in the order of the rainbow: Red, Orange, Yellow, Green, Blue, and Purple!



Ingredients

- Your choice of fruit
- Wooden skewers



SUMMER ROLLS

1. With the help from an adult, wash and thinly slice any veggies needing to be used up in your fridge.
2. Soften your rice paper by dipping into a shallow dish filled with warm water.
3. Build your spring roll with tofu (or protein of choice), veggies, and herbs.
4. Roll it up and enjoy with your favorite dipping sauce!

Ingredients




- Your choice of vegetables
- Rice paper
- Tofu
- Herbs

Sauce:

- Hoisin sauce
- 1 1/2 tbsp. sugar
- Water
- Lime juice

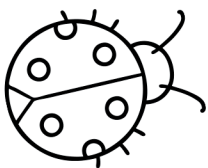


In a bowl, mix together 1/2 a cup of hoisin sauce with 1 1/2 tablespoons of sugar, water, and lime juice. Enjoy!




VEGGIE BUGS

1. With the help of an adult, wash and prep your veggies.
2. Cut cucumbers into slices, cherry tomatoes in half, and celery into smaller sticks.
3. Use celery sticks as the body and fill with your choice of hummus or cream cheese. Create little creatures using your veggies!
4. Create eyes using two dots of your choice of spread and enjoy!



Ingredients

- 1/2 cucumber
- 4 cherry tomatoes
- 4 celery sticks
- Hummus or cream cheese






TASTY TACOS

1. Wash and prep your veggies with an adult.
2. With adult help, heat vegetable oil on medium heat. Add chopped onions and sauté, stir in garlic powder, ground cumin, and chili powder. Then add canned beans and cook, if beans get too dry add a splash of water! Smash the beans for a creamy texture.
3. Warm the tortillas and assemble your tacos. Top with chopped cilantro, diced white onion. Optional: add cotija cheese.
4. Enjoy!


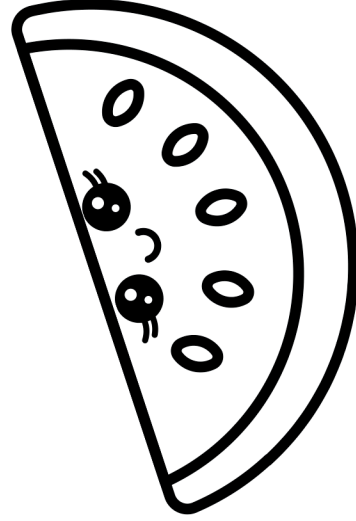



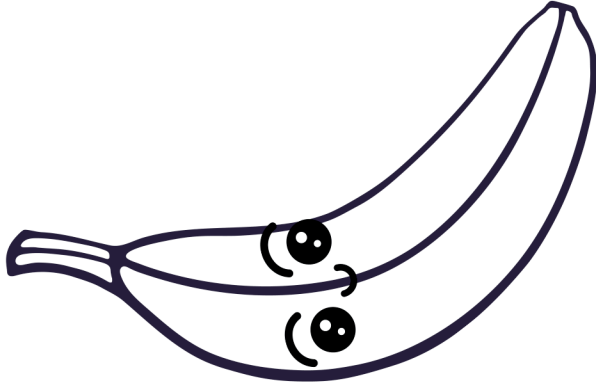

Ingredients

- 1 Tbsp vegetable oil
- 1/2 onion
- 1/2 tsp garlic powder
- 1/2 tsp ground cumin
- 1/2 tsp chill powder
- 16 oz can beans
- cilantro
- Cotija cheese to taste



BE HEALTHY!

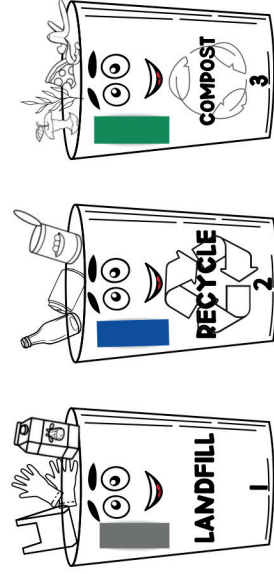
EAT YOUR FRUIT!



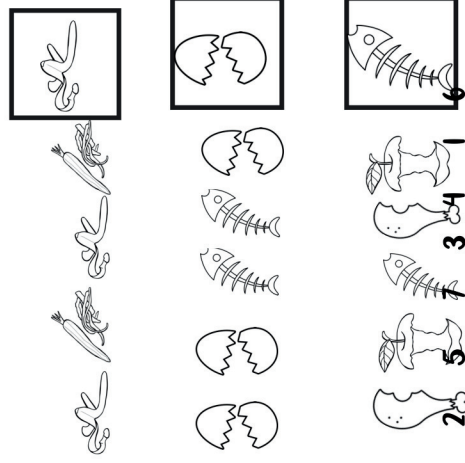
ANSWER KEY

page 2

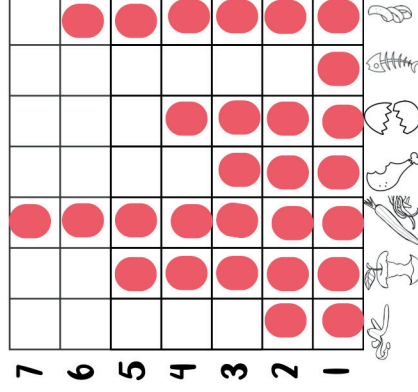
COLOR BY NUMBER - WASTE SORTING



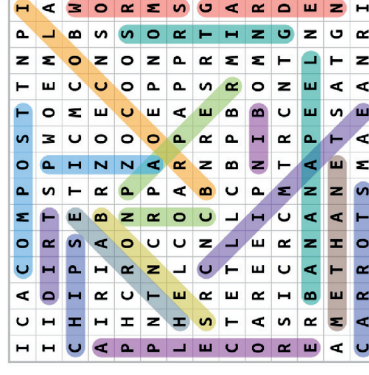
page 4



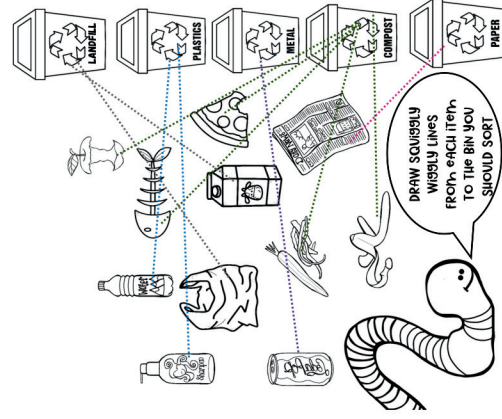
page 5



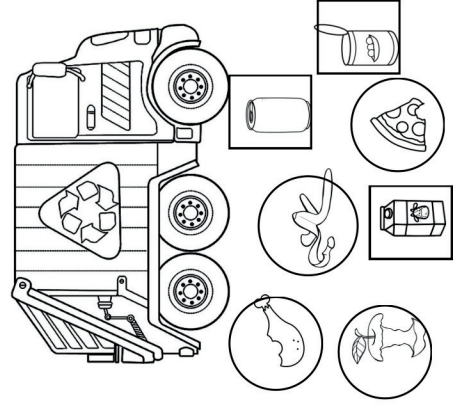
page 7



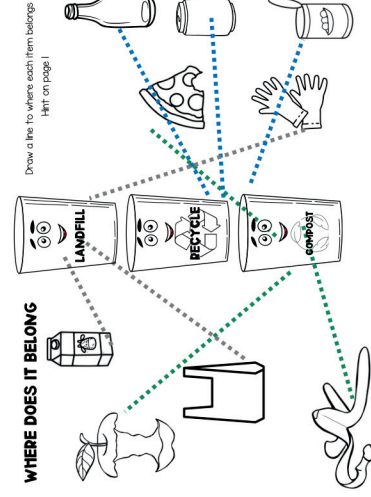
page 8



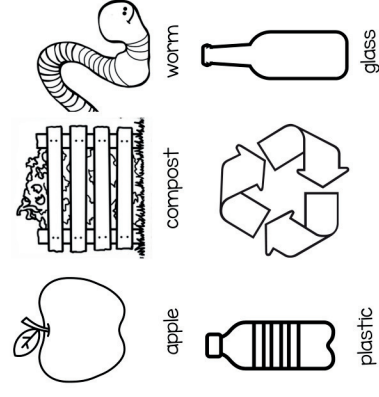
page 9



page 11












page 12



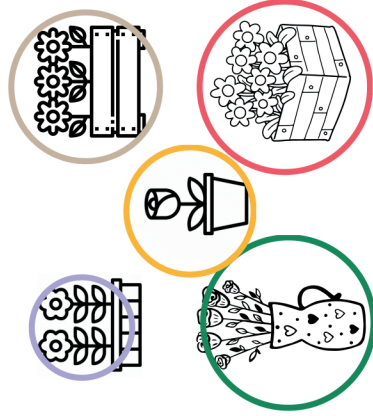
ANSWER KEY

page 17 GARDEN MATH

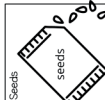
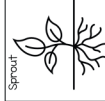

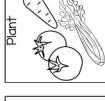
How many of each picture do you see? Add them up and write the number in the box.

| | | | | | |
|---|---|---|---|---|---|
| 4 | 4 | + | 4 | = | 8 |
|  |  | |  | | |
| 3 | 2 | + | 2 | = | 5 |
|  |  | |  | | |
| 4 | 2 | + | 2 | = | 6 |
|  |  | |  | | |


page 18



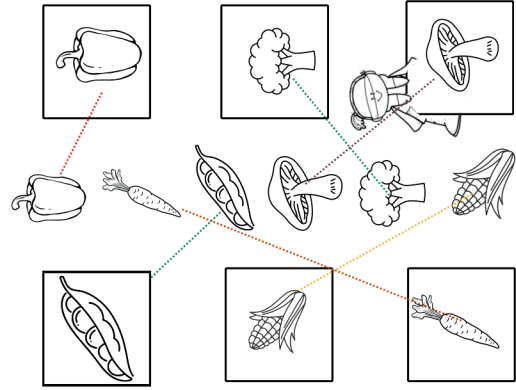
page 22

| | | | |
|---|--|---|---|
| 1 | 2 | 3 | 4 |
|  |  |  |  |

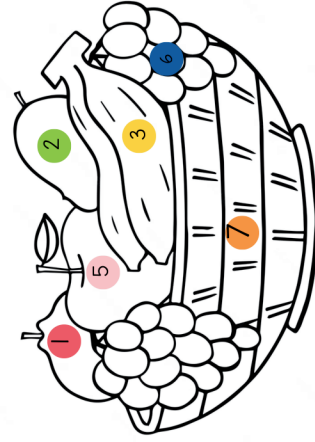
page 23



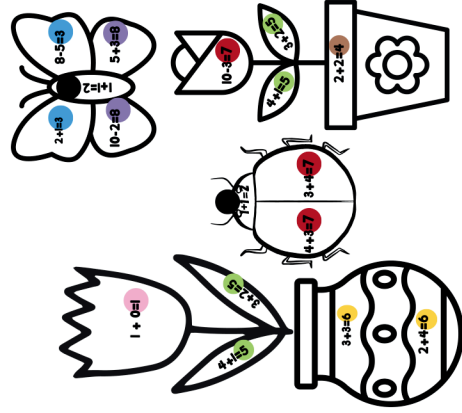
page 24



page 25

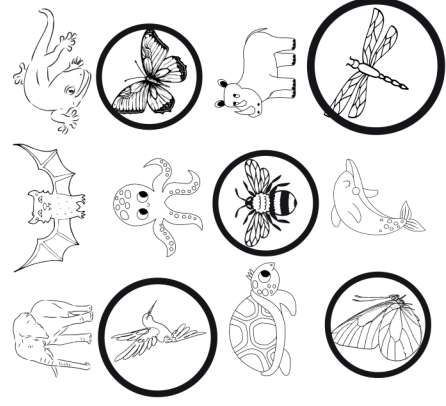


page 26



I SPY POLLINATORS

Circle all the pollinators







BREATHE
CALIFORNIA
Sacramento Region



Recycling &
Solid Waste
CITY OF SACRAMENTO

TwinRivers
UNIFIED SCHOOL DISTRICT



Nutrition Services Department