

MULTIFAMILY TENANT RECYCLING & WASTE SERVICE GUIDE

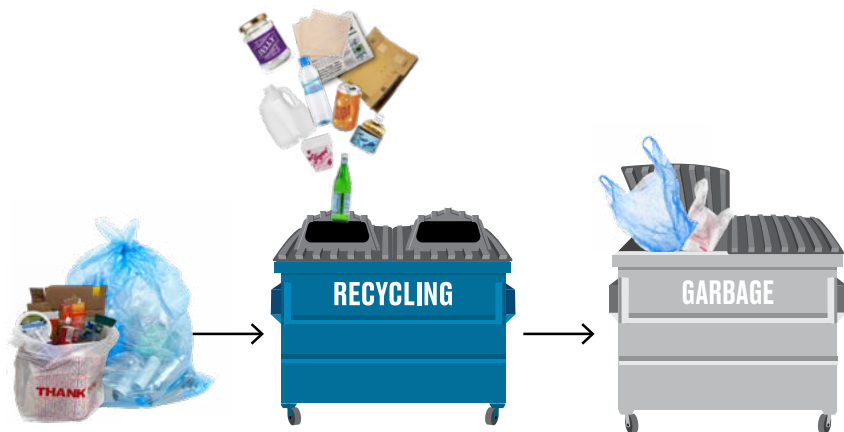


For residents of multifamily properties in unincorporated Sacramento County who receive waste collection service from a commercial franchise hauler.

YOUR MULTIFAMILY PROPERTY SHOULD:

- Have an organics, recycling, and garbage container at all enclosures (where space allows).
- Have waste containers consistently available for tenant use.
- Make sure all organics, recycling, and garbage containers are labeled.
- Have bulky waste (furniture, mattresses, etc.) removed on an on-call or more frequent basis to avoid overflow and unsafe accumulation outside of the waste containers.
- Educate tenants within 14 days of move-in and annually on how to correctly separate their waste materials for recycling.

HOW TO COLLECT RECYCLABLES:



Use a bag to sort and carry recyclables to the Recycling container.


Place the recyclables loose in the Recycling container.

Place empty plastic bags in the Garbage containers, reuse them, or take them to a participating retailer for recycling.

HOW TO COLLECT FOOD SCRAPS AND FOOD-SOILED PAPER:



Collect food scraps and food-soiled paper in a bowl, recycled container, or kitchen pail lined with a paper bag or towel, newspaper, or compostable bag.



Drain liquid from food scraps. Remove stickers, twist ties, rubber bands, and plastic wrap. Store kitchen container in convenient location (under sink, on counter, or in refrigerator or freezer).



Frequently empty kitchen container into your Organics cart to avoid odor and pests.



PICK UP A FREE KITCHEN PAIL

(while supplies last, one per unit). Management can pick up kitchen pails on behalf of tenants by contacting CommercialWaste@SacCounty.gov

ORGANICS

WHAT TO PUT IN YOUR ORGANICS CONTAINER:



Food scraps



Fruits & vegetables



Cheese & eggshells



Meat scraps & bones



Coffee grounds, paper filters, tea bags



Food-soiled paper



Plant material, clean wood scraps, wooden coffee stir sticks, chopsticks, toothpicks



KEEP ORGANICS OUT OF LANDFILLS.
COMPOSTABLE AND
CLEAR PLASTIC BAGS ARE OK.

ITEMS NOT ACCEPTED



⊘ No glass



⊘ No coated paper or cartons



⊘ No metal



⊘ No plastics/Styrofoam™



⊘ No liquids



⊘ No treated, painted, stained, oiled wood



⊘ No pet waste

RECYCLING

PLEASE RECYCLE MORE
OF THESE ITEMS:



Glass bottles & jars




Clean paper, flattened
cardboard & paperboard



Plastic bottles & containers



Metal cans



RECYCLABLES MUST BE
EMPTY AND DRY.
LIDS AND LABELS OK.



DO NOT BAG, PLACE
LOOSE IN CONTAINER

ITEMS NOT ACCEPTED



⊘ No plastic bags or
plastic wrap, Styrofoam™



⊘ No propane tanks, paint,
batteries, needles, etc.



⊘ No hoses, cords,
chains, clothes hangers



⊘ No coated paper
or cartons



⊘ No clothing, shoes,
blankets



⊘ No organics



⊘ No liquids

GARBAGE

PLACE THESE ITEMS IN YOUR GARBAGE CONTAINER:



Household garbage



Plastic bags, utensils, film plastics



Coated paper & cartons



Chip bags & candy wrappers



Styrofoam™



Compostable plastic



Cords, chains, clothes hangers




Clothing, shoes, blankets



Pet waste



Diapers



DO NOT PUT BULKY ITEMS (MATTRESSES, FURNITURE, ETC.) INSIDE OR OUTSIDE OF COLLECTION CONTAINERS.

SEE PAGE 11 FOR BULKY ITEM DISPOSAL OPTIONS.

ITEMS NOT ACCEPTED



⊘ No organics



⊘ No recyclables



⊘ No liquids



⊘ No e-waste



⊘ No furniture



⊘ No hot ashes, coals, fireworks



⊘ No hazardous waste

HOUSEHOLD HAZARDOUS WASTE (HHW)

TENANTS CAN TAKE IT TO A LOCAL DROP-OFF LOCATION IN SACRAMENTO COUNTY*. IT'S EASY AND FREE.



HHW SUCH AS:



Propane tanks



Auto & household batteries



Paint & paint thinners



Household cleaners, fertilizer/pesticides



Brake/transmission fluid & antifreeze



Home-generated needles & syringes
(please seal in hard plastic or metal containers)



Fluorescent tubes & bulbs



Find HHW Drop-Off Locations Near You

*Check items accepted at each location

BULKY WASTE DISPOSAL

DO NOT PUT BULKY ITEMS (MATTRESSES, FURNITURE, ETC.) INSIDE OR OUTSIDE OF COLLECTION CONTAINERS.

- ☐ Contact management for bulky item disposal options on-site.
- ☐ Take free drop-off items (mattresses, appliances) to Kiefer Landfill and/or the North Area Recovery Station.
- ☐ Give your unwanted furniture a new home by donating to a local charity! Furniture is also accepted at local disposal facilities for a fee.

FREE DROP OFF ITEMS

Drop-Off Locations: Kiefer Landfill and North Area Recovery Station.



For all the items accepted for free, visit SacGreenTeam.com

*Load must contain only free items.



Mattresses/Box springs



E-waste



Large appliances
(up to 2 per day)



Small corded appliances



REPORT ILLEGAL DUMPING!

Dial: **3-1-1** to report illegal dumping. If information leads to a citation or arrest, you may be eligible for a reward.



Department of Waste Management & Recycling
10863 Gold Center Drive
Rancho Cordova, CA 95670-6047



IMPORTANT

Multifamily Tenant Resources

For more information on regulations, recycling tips, and other resources:



[SacGreenTeam.com](https://www.sacgreenteam.com)

CommercialWaste@SacCounty.gov

Print copies available in bulk by property manager request

MULTIFAMILY SERVICE GUIDE ALSO AVAILABLE IN THESE
LANGUAGES AT **SACGREENTEAM.COM:**

Español 中文 Tiếng Việt Tagalog
Русский Українська فارسی عربي



Printed on Recycled Paper
03.27.2025